

HARRINGTON

COLLEGE OF DESIGN



ΜΟΔΥΛΑΡΙΤΙΕΣ

Valerie Sanchez and Kate Harms

Our initial design process stems from two individual concepts, formulated at the start of the project. Individually, we constructed a three-dimensional model and a design concept, drawing upon class research and guest speaker presentations on senior living design. Our original strategies were as follows:

Modular, Versatile, and Personalized

By Valerie Sanchez

Form, flexibility and personalization have all been achieved in this modular design approach. Creating your own unique space can be accomplished easily using the versatile modular pieces. Each freestanding piece serves multiple functional purposes. They can be used as room dividers, extra seating, storage, workspaces and entertainment centers.

Designing a space geared toward the uniqueness of an individual is a difficult task. When there is little known about the individual, that task becomes almost impossible. These components can be arranged side by side, back to back or individually to create personable spaces exclusive to each individual's requirements.

Resident Curator

Inspired by the Barcelona Pavilion

By Kate Harms

A home is a pavilion. It is an intimate showcase of life.

A home is a pavilion that embraces tradition and heritage. It allows for exploration and personal growth, and offers a space for rest and reflection. It is a cabinet that contains the collections of one's life.

The concept of the design is central to the idea of the home as a pavilion. Inspired by the 1929 Barcelona Pavilion by Mies van der Rohe, the space provides an open and free flowing plan around a central axis of activity. Clarity in circulation and assembly of rooms exists in a modern and light environment. Simple materials exhibit seamless lines and a clean space. The resident is free to become their own curator, and to assemble a personal exhibit of their life, passions, and unique style.

Modularities

Our next step was to combine our best ideas and develop a new team design concept. As we began our collaboration, we discussed our core message...

To create personalized design solutions, for the unique styles of our clients, utilizing customized, modular furniture selections and layouts.

In effect, each resident will have the opportunity to curate their own space, selecting from customized furniture pieces and tailored floor plans to suit their personality and lifestyles.

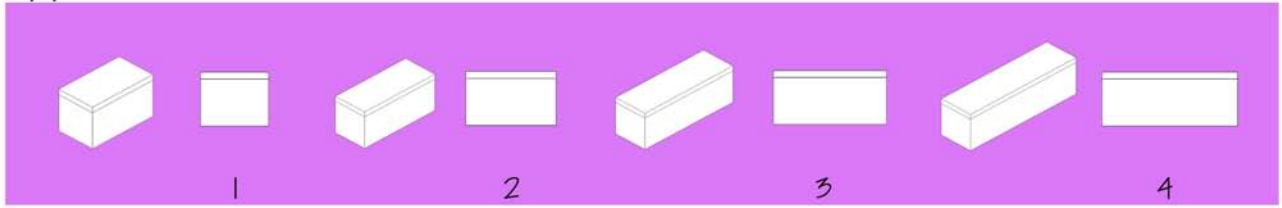
The diagrams below exhibit each of the customized furniture pieces and floor plans.

Furniture Collection:

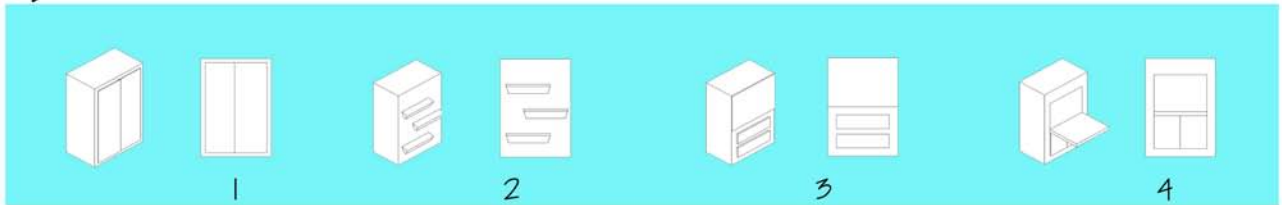
Selected from Valerie's initial design, we featured three furniture modules that create numerous possibilities to suit specific functional needs or room arrangements.

- Furniture unit "A" is a bench module with built-in storage. The bench is available in various lengths, including 3-feet, 4-feet, 5-feet, and 6-feet.
- Furniture unit "B" is a closet-inspired module with four optional facades. The unit selections include a traditional 2-door closet, a hanging garden wall with alternating ledges, a 2-drawer dresser or storage unit with a space for a television above, or a workspace with a foldout desk.
- Furniture unit "C" is a feature piece room-divider with versatile options. The facade selections include a kitchen unit with a butcher-block workspace and additional storage, a headboard with side shelves, an entertainment unit with built-in storage, and a cubic storage option with a pass-through shelf.

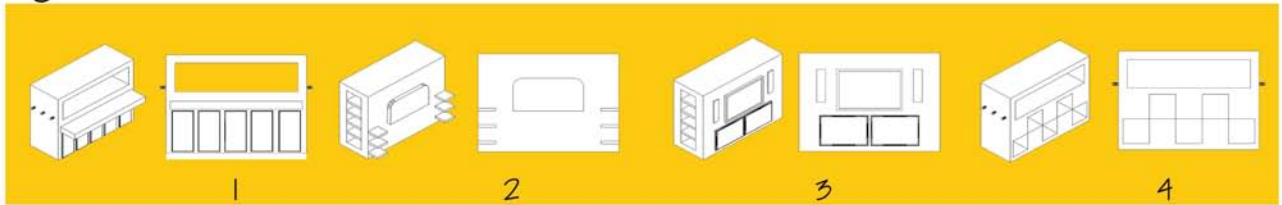
A



B



C



Personalities:

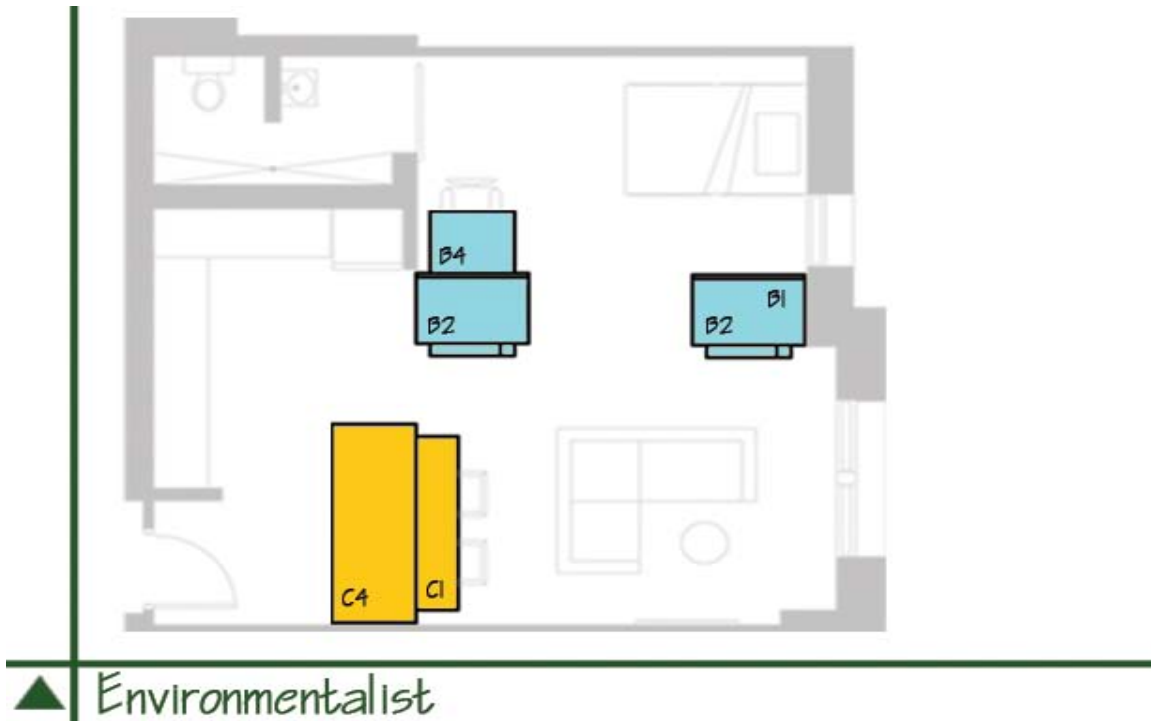
Integrating both of our initial design concepts, we outlined four “personalities” with tailored floor plans:

- “Iron Chef”: a large kitchen layout with a butcher-block workspace on one side (C1), and a three-chair counter on the other for entertainment and dining (C1). The layout also features two closet units in the bedroom (B1), with 2-drawer storage in the living room (B3). A 4-foot storage bench is included in the bedroom and the living room (A2).



■ Iron Chef

- “Environmentalist”: a layout focused on the windows and light, with hanging garden walls (B2) and a large workspace for planting or organizing (C1). The space also incorporates a desk unit (B4) and closet (B1) in the bedroom. Lastly, the opposite side of the workspace that faces the kitchen creates an entryway, and provides storage for additional supplies (C4).



- “Curator”: an axial layout with ample storage and cabinet-style displays. The large feature unit divides the bedroom from the living room with a headboard and shelving on one side (C2) and an entertainment unit on the other (C3). Several three-foot benches rest in the living room (A1) for seating, storage, or display. The final furniture piece creates an entryway and provides a separation between the kitchen and living room. The entry façades are closets (B1), while the living room facades provide a desk (B4) and 2-drawer storage (B3).



● Curator

- “Playboy”: an open layout that places the bedroom in the largest space of the unit with the most light. The largest furniture piece is designed as a headboard with shelving (C2) and a kitchen workspace that could be utilized as a bar or food prep area (C1). Three-foot benches rest under the window for additional storage and seating. A small lounge area is open to the bedroom and includes a television.

